







PRODUCT	COST	CAPACITY	FEATURES	DRAWBACKS
	Standard: \$9.99/per host, per month BlueJeans Pro: \$13.99/per host, per month	50-75	<ul style="list-style-type: none"> -Screen sharing -Live chat -Recording -One-click join -Create breakout rooms within the meeting -Easy to use & login 	<ul style="list-style-type: none"> -Does not offer option for simultaneous gallery view of all meeting participants -Must use BlueJeans app to access full functionality of the program
	Free version: Free/up to 100 people GSuite Essentials*: \$10/month, up to 150 people GSuite Enterprise: Must inquire for pricing; up to 250 people	100-250	<ul style="list-style-type: none"> -Unlimited meetings -24-hour support/community forums -Ability to record meetings -Collaboration features (15GB per user): File sharing, Word documents, Excel, pictures, shared screens -*G Suite Essentials free until October 1, 2020 	<ul style="list-style-type: none"> -Can only access via Google Chrome web browser -Does not offer a whiteboard tool -Does not offer poll-survey options
	Free option: -Basic: 40-minute Paid options: -Pro: \$14.99/per host, per month -Business: \$19.99/ per host, per month	100-500	<ul style="list-style-type: none"> -HD audio and video -Built-in collaboration tools: personal meeting ID, share video clip with audio, share mobile screen, incorporate company branding -End-to-end encryption (secure site) -Meetings can be recorded and transcribed -Calendar integrations 	<ul style="list-style-type: none"> -Initial learning curve to set up meetings -Easy to miss the chat if you are not actively looking for it; does not pop up as a notification
	\$20/month for video conferencing access as part of a Microsoft 365 package	Up to 250 people on video conference	<ul style="list-style-type: none"> -Easy 3rd party integration compared to other video conferencing software -Can add guest user to team for access -Video conference creation by custom URL -Video conference has a chat option that is saved to the platform, so conversations can continue with the same group after the meeting - Android and iOS apps available - Ability to send and download files to members of the group - Can call members of the team from the app - Can link to Outlook to create video conference while creating the calendar invite - Allows recording of meeting or presentation to save for later or distribute 	-More compatible if all users have the Teams application and a Teams account
	Free 14-day trial Professional: \$12/month for up to 150 participants \$16/month for up to 250 participants	150-250 Up to 3,000 with enterprise plan	<ul style="list-style-type: none"> -Screen sharing -Meeting recording and transcription -Meetings can be started from mobile phone -Can create custom URL during audio call to transition to video conference -Can integrate with email programs to send meeting calendar invitations 	<ul style="list-style-type: none"> -Must use separate device for audio when using iPad -Screen recording only includes audio content (not video) -Difficulty of use on mobile devices -Audio delays
	Starter Package: \$13.50/month Plus Package: \$17.95/month Business Package: \$26.95/month All prices are per user (Plus and Business require minimum users to access features)	Up to 100 participants in each meeting	<ul style="list-style-type: none"> -Call-in for audio -5GB of cloud storage -Recording transcriptions -Desktop, application, file, & whiteboard sharing -Calendar integrations -24/7 customer support -Ability to assign alternate hosts -Webex Meetings can be integrated with other applications -Join from a video system or application -User management 	<ul style="list-style-type: none"> -Premium price (for most larger solutions) -Uses its own proprietary format for media sharing -Training Center, Event Center, and Support Center are SEPARATE products from Cisco and are sold separately (added cost)

PRODUCT	CLUB RIDE REVIEW
<p data-bbox="50 113 175 140">BlueJeans</p> 	<p data-bbox="326 113 1585 428">BlueJeans claims that it allows a large number of people to join a call simultaneously and share screens easily. During Club Ride’s test of the tool, we were easily able to have three people join the call. Screen sharing was easy to use provided you access the call through the BlueJeans application. Screen sharing was not possible without a download of the BlueJeans application on mobile or a download of a plug-in from their website on to a desktop computer. Additionally, some of the features that were considered advantages were behind a paywall on the BlueJeans website. A few advertised features were not accessible (pay-only features), including recordings of meetings and creating breakout rooms within the meeting. The website was easy to use and log in to for creating an account. However, since most features were not accessible without paying to join, we could not ascertain the full functionality of the website.</p>
<p data-bbox="50 474 212 501">Google Meet</p> 	<p data-bbox="326 474 1585 716">To use Google Meet you must sign up using Gmail, Google Photos, YouTube or another Google product. A work (corporation) email cannot be used to create an account. This can create some confusion for those registering for the first time. Once sign-in is completed, it is easy to quickly create a meeting and send out a link for the meeting. This allows access to share a screen. However, we found it difficult to send a meeting request for a future date. Instead, we accessed the Google calendar to create the meeting request. We would recommend Google Meet for social rather than business use. Our review is based on the free version.</p>
<p data-bbox="50 758 126 785">Zoom</p> 	<p data-bbox="326 758 1585 932">We tested the video conferencing. It was simple to join meetings, and access group messaging all on one easy-to-use platform. We found it to be a good solution for business calls, including video calls. 24/7 live support is available. We found the interface to be clean and the conference experience seamless. The host has control of participants entering the conference “room” and has the ability to share a screen, photos, websites, and documents. We found this tool very user friendly.</p>
<p data-bbox="50 1010 258 1037">Microsoft Teams</p> 	<p data-bbox="326 1010 1585 1287">Microsoft Teams provided the best video conferencing tool in our testing. The web version works equally well compared to the app, without any issues using any of the features. Additionally, it allows for easy access to join meetings as this is done by using a web link. Also, a video chat can be started instantaneously by calling someone through the app directly. This functionality applies to text groups as well, as group video conferencing can be begun by calling the group. One feature we were not able to test was the ease of video conferencing with someone outside of the company. Although the software claims that video conferencing can be done with people outside of the “team” (or company), we were unable to test that feature. We used the full paid version for this test.</p>
<p data-bbox="50 1331 222 1358">GoToMeeting</p> 	<p data-bbox="326 1331 1585 1717">Initially, setting up a GoToMeeting seems very easy. A user can join or host a meeting immediately with the 14-day free trial. It is user-friendly and relatively easy to create a meeting, set up a conference time, invite participants, set meeting preferences, and share the link for others to access. Though GoToMeeting claims to be compatible with all browsers, those of us working on iPads had to install the app to set up a conference room. After about 10 minutes each of trying various links and settings, we found it impossible to screen share or use any feature besides the camera and microphone (even though we could see screen/document sharing icons on the screen). The microphone presented a problem, as we could not get it to work on the host device. Two of our users had to dial in to a number with personal cell phones, as well as download and install the GTM app during the call in order to use voice chat. It is possible that GoToMeeting may block this features in their trial version to incentivize paid registration. However, this issue led to a disappointing experience with the product.</p>
<p data-bbox="50 1757 209 1785">Cisco Webex</p> 	<p data-bbox="326 1757 1585 1965">Upon meeting setup, the Webex app feels more cumbersome to use than other options we tested. It was unclear how to utilize the features of the free version when using app to set up meetings (perhaps the free version only allows joining rather than hosting meetings). However, attending a meeting using Webex was a positive experience. Our testers could see every attendee’s video at the same time (which is an uncommon feature). It is also easy to tell who is speaking and when they are speaking during a presentation. Features such as “hand-raising” make for a simple yet interactive experience.</p>